


Section IV – Maintenance


Lubrication Requirements

ARROWS IN PHOTOS IDENTIFY OIL HOLES AND LUBRICATION POINTS


Please refer to Lubrication / Maintenance for frequency.




Knotter Head
Front




Rear
Main
shaft,
Clutch



Main Table, Clutch
Fork, Kickout Wedge.



Knotter Head Side
View, Dual Tension,
Knife Trap



Front Frame
Main Shaft,
Drawslide
Lever



Main Table Top