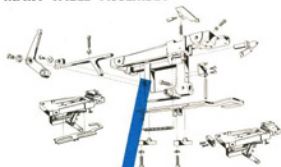



How to identify the main assemblies

MAIN TABLE ASSEMBLY



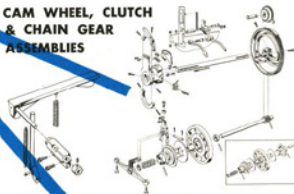
KNOTTER HEAD ASSEMBLY




STRINGHOLDER ASSEMBLY



CAM WHEEL, CLUTCH & CHAIN GEAR ASSEMBLIES



BASE PARTS



TWINE ARM ASSEMBLIES

